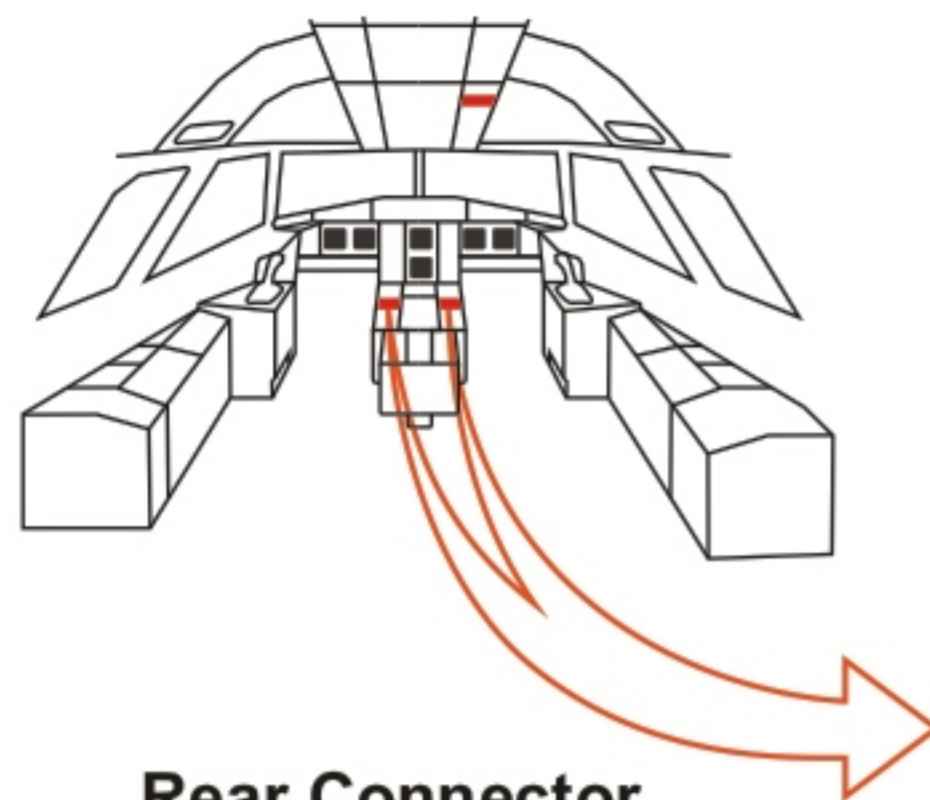




For Home Cockpit Building Purposes Only

For Home Cockpit Building Purposes Only



Rear Connector



RMP



PIN-OUT

LIGHTS :

- N/R(GND) - POWER (24-28V)
- T/U - BACKLIGHT (0-5V)
- t/u - ANN LIGHTS (5V)
- S/R(GND) - LIGHT TEST
- X/R(GND) - 8,33 KHZ Function
- L+K - SDI CODE RMP1 (CPT)
- J+L - SDI CODE RMP2 (F/O)
- J+K+L - SDI CODE RMP3 (STBY)

ARINC 492 out/in :

- p/q - data COM 1 output
- r/s - data COM 2 output
- FF/GG - data NAV output
- f/g - data COM 1 input
- j/k - data COM 2 input

- x/y - dialog input (RMP cross talk)
- z/AA - dialog input
- BB/CC - dialog output

(made and tested with help from Christopher, Ben, James and David)